



Nimbus *by*

CORNELL

Why buy Nimbus?

Nimbus is a range of furniture made from European oak and selected oak veneers, with all the cabinet pieces handmade in the UK. Nimbus offers simple modern styling for all around the home.

Corndell has a tradition in furniture manufacturing since 1977, our aim is to provide you with furniture of real quality, using first rate materials and the best construction techniques.



The 'Great British Furniture' initiative is designed to increase awareness of the key factors that make British made furniture great in the eyes of the consumer, retailers, contract specifiers, architects and the wider international audience, and we at Corndell are very proud to be included as manufacturers of Great British Furniture.

Designed for modern living


With over one hundred pieces to choose from, Nimbus provides solutions to a wide range of your furniture needs. Designed and proportioned for UK living by Corndell, Nimbus is styled to complement your home beautifully.

Customisable to suit your decor

You can personalise Nimbus to complement your decor, available in a choice of four finishes and with two handle options Nimbus offers you both depth of choice and variety.

Long lasting

Nimbus is handmade from oak, which has always been the favourite wood of UK furniture manufacturers because of its strength, durability and beauty.



Solid wooden tops



Dovetail joints to drawer fronts



Decorative detail to leg



Internal lighting in glazed units



Adjustable toughened glass shelves



Solid wood drawers

Options

Choose from five every day pieces available in four finishes and more than 50 size options.

See pages 9 and 10 for details.



Coffee Tables



TV Cabinets



Bookcases



Console Tables

Lamp Tables

Compact

Compact is perfectly proportioned for the smaller modern home.

See pages 15 and 16 for details.



TV Cabinet



Console Table



Cupboards



Mist: prefix M




Satin: prefix S



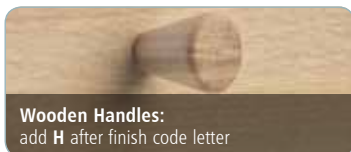
Oiled: prefix N



Dark: prefix D



Metal Handles: standard



Wooden Handles:
add H after finish code letter



Finishes

Four attractive finishes are available. To order your chosen finish, please prefix the model code with the appropriate finish letter. For example a 1200 (with standard metal handles) in Oiled finish should be ordered as N1200.

Mist A pale durable lacquer is applied to the wood. The finish is smooth to the touch and has a gentle sheen.

Satin A golden durable lacquer is applied to the wood. The finish is smooth to the touch and has a gentle sheen.

Oiled A Danish oil is applied which highlights the natural grain of the wood and retains the natural texture and feel of the oak. Occasional re-oiling may be required.

Dark A dark stain is applied to the wood to give the rich dark colour then the satin lacquer is applied to seal the colour and give protection and a sheen to the surface.

Handles

This furniture is available with two handle options. Metal handles come as standard, with wooden handles available as an alternative. To specify wooden handles, please add the letter H after the finish code. For example a 1200 in Oiled finish with wooden handles should be ordered as NH1200.

Please note: If wooden handles are specified, they will match your chosen finish.

Fabrics

There is a wide range of fabric options available for our range of upholstered chairs shown on page 13, and the bedroom stool shown on page 25. Samples of the leather for the fully upholstered leather chair (shown on page 13) are also available. Please ask your retailer if you would like to see the full swatch of fabrics available.

Contents

Living

- 3 Display Cabinets
- 5 Bookcases & Shelving
- 6 TV Cabinets
- 7 Occasional Tables, Cabinets & Mirrors

Options

- 9 Occasional Tables, Bookcases & TV Cabinets

Dining

- 11 Tables
- 13 Chairs & Sideboards
- 14 Sideboards

Compact

- 15 Living & Dining furniture for the smaller home

Home Office

- 17 Chairs & Modular Pieces
- 19 Desk Top Accessories
- 21 Bookcases & Storage

Bedroom

- 23 Beds & Bedside Chests
- 25 Bedroom Chests, Dressing Tables & Mirror
- 27 Wardrobes
- 29 Multi-Robes

The Living Collection

The living collection has been thoughtfully designed to provide stylish, practical solutions to living room storage and presentation needs.





Niche Cabinet 1254
 Lockable door. Internal lighting and adjustable glass shelves.
 h1340 x w510 x d340mm
 h52¾ x w20 x d13½ inches



Collectors Cabinet 1253
 Lockable doors. Internal lighting and adjustable glass shelves.
 h1340 x w775 x d340mm
 h52¾ x w30½ x d13½ inches



Tall Display Cabinet 1260
 Lockable doors. Internal lighting and adjustable glass shelves. Fixed internal wooden shelf.
 h1990 x w1190 x d430mm
 h78¼ x w46¾ x d17 inches



Large Bookcase with Cupboard and Drawers 1269
 Adjustable shelves. Height adjustable drawer console.
 h2000 x w970 x d340mm
 h78¾ x w38¼ x d13½ inches



Large Bookcase with Cupboard 1297
 Adjustable shelves.
 h2000 x w970 x d340mm
 h78¾ x w38¼ x d13½ inches



Medium Bookcase with Cupboard and Drawers 1258
 Adjustable shelf. Height adjustable drawer console.
 h1610 x w970 x d340mm
 h63½ x w38¼ x d13½ inches



Medium Bookcase with Cupboard 1298
 Adjustable shelf.
 h1610 x w970 x d340mm
 h63½ x w38¼ x d13½ inches

Finish options See page 2 for ordering guide



Handle options



i Compact Glazed Cabinets also available, please see page 16.



Triple Shelf Storage 1280
3 adjustable shelves.
h1610 x w505 x d340mm
h63½ x w20 x d13½ inches



Double Shelf Storage 1279
2 adjustable shelves.
h1340 x w505 x d340mm
h52¾ x w20 x d13½ inches



Single Shelf Storage 1278
1 adjustable shelf.
h940 x w505 x d340mm
h37 x w20 x d13½ inches



2 Shelf Bookcase 1276
2 adjustable shelves.
h940 x w970 x d340mm
h37 x w38¾ x d13½ inches



3 Shelf Bookcase 1277
3 adjustable shelves.
h1340 x w970 x d340mm
h52¾ x w38¾ x d13½ inches



4 Shelf Bookcase 1294
2 fixed shelves and 2 adjustable shelves.
h1610 x w970 x d340mm
h63¾ x w38¾ x d13½ inches



5 Shelf Bookcase 1293
2 fixed shelves and 3 adjustable shelves.
h2000 x w970 x d340mm
h78¾ x w38¾ x d13½ inches

i See page 10 for additional sizes.

Finish options See page 2 for ordering guide



Handle options





TV Cabinet 1273
Two drawers. Removable glass shelves.
Item shown above.
h565 x w965 x d430mm
h22¼ x w38 x d17 inches

Corner TV Cabinet 1272
Same as 1273 cabinet, but with corner top.
h565 x w965 x d535mm
h22¼ x w38 x d21 inches



Low 2 Drawer TV Cabinet 1460
Two drawers.
h435 x w1180 x d340mm
h17¼ x w46½ x d13½ inches



Glazed TV Cabinet 1290
Same as 1264 cabinet,
but with square top.
h565 x w965 x d430mm
h22¼ x w38 x d17 inches

Glazed Corner TV Cabinet 1264
Fixed wooden shelf. Item shown above.
h565 x w965 x d535mm
h22¼ x w38 x d21 inches



Large TV Cabinet 1274
Four drawers. Removable glass shelves.
h565 x w1340 x d430mm
h22¼ x w52¾ x d17 inches





Tall Mirror 1241
h1010 x w640mm
h39¾ x w25¼ inches



Wide Mirror 1240
h640 x w1040mm
h25¼ x w41 inches



Mini Coffee Table 1263
One drawer.
h340 x w665 x d530mm
h13½ x w26¼ x d20¾ inches



Coffee Table 1295
h450 x w1080 x d585mm
h17¾ x w42½ x d23 inches



Lamp Table with Drawer 1292
h680 x w470 x d470mm
h26¾ x w18½ x d18½ inches



Console Table 1259
h790 x w1210 x d355mm
h31 x w47¾ x d14 inches



Midi Coffee Table 1265
Two drawers.
h340 x w1200 x d530mm
h13½ x w47¾ x d20¾ inches



Nest of Tables 1268
Large: h470 x w510 x d410mm – h18½ x w20 x d16¼ inches
Medium: h435 x w420 x d345mm – h17¼ x w16½ x d13½ inches
Small: h410 x w320 x d280mm – h16¼ x w12½ x d11 inches




Low Storage Cabinet 1255
Fixed internal wooden shelf.
h740 x w1185 x d430mm
h29¼ x w46¾ x d17 inches

i See page 10 for additional sizes.

Finish options See page 2 for ordering guide



Handle options





Choice and flexibility with Options


Choose from five every day pieces which you can have made to suit your space from the huge range of sizes listed below. Simply choose from a selection of heights and widths, the depth stays the same on each unit.




Finish options See page 2 for ordering guide



Handle options













Options Coffee Tables

Optional sizes ▶	h350 x w1200 x d530	h350 x w950 x d530	h350 x w815 x d530	h350 x w665 x d530
				
Model code ▶	3512	3595	3581	3566

Optional sizes ▶	h450 x w1200 x d530	h450 x w950 x d530	h450 x w815 x d530	h450 x w665 x d530
				
Model code ▶	4512	4595	4581	4566






Options TV Cabinets






Optional sizes ▶	h565 x w1560 x d430	h565 x w1340 x d430	h565 x w1185 x d430	h565 x w965 x d430
				
Model code ▶	5615	5613	5611	5696






Optional sizes ▶	h740 x w1560 x d430	h740 x w1340 x d430	h740 x w1185 x d430	h740 x w965 x d430
				
Model code ▶	7415	7413	7411	7496






Options Bookcases

see page 5 for larger photographs and more storage options

Optional sizes ▶	h940 x w 1185 x d340	h940 x w 970 x d340	h940 x w 815 x d340	h940 x w 630 x d340	h940 x w 440 x d340
2 Shelves					
Model code ▶	9411	1276	9481	9463	9444

Optional sizes ▶	h1160 x w 1185 x d340	h1160 x w 970 x d340	h1160 x w 815 x d340	h1160 x w 630 x d340	h1160 x w 440 x d340
3 Shelves					
Model code ▶	1111	1197	1181	1163	1144



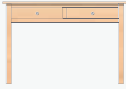

Optional sizes ▶	h1340 x w 1185 x d340	h1340 x w 970 x d340	h1340 x w 815 x d340	h1340 x w 630 x d340	h1340 x w 440 x d340
3 Shelves					
Model code ▶	1311	1277	1381	1363	1344

Optional sizes ▶	h1610 x w 1185 x d340	h1610 x w 970 x d340	h1610 x w 815 x d340	h1610 x w 630 x d340	h1610 x w 440 x d340
4 Shelves					
Model code ▶	1611	1294	1681	1663	1644





Optional sizes ▶	h2000 x w 1185 x d340	h2000 x w 970 x d340	h2000 x w 815 x d340	h2000 x w 630 x d340	h2000 x w 440 x d340
5 Shelves					
Model code ▶	2011	1293	2081	2063	2044





Options Console Tables



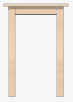
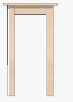
see page 7 for larger photographs

Optional sizes ▶	h790 x w 1750 x d355	h790 x w 1200 x d355	h790 x w 665 x d355
			
Model code ▶	7917	1259	7966

Options Lamp Tables

Optional sizes ▶	h350 x w 530 x d530	h350 x w 470 x d470	h350 x w 400 x d400
			
Model code ▶	3553	3547	3540

Optional sizes ▶	h450 x w 530 x d530	h450 x w 470 x d470	h450 x w 400 x d400
			
Model code ▶	4553	4547	4540

Optional sizes ▶	h680 x w 530 x d530	h680 x w 470 x d470	h680 x w 400 x d400
			
Model code ▶	6853	6847	6840

Dining Collection

Designed with flexibility in mind, the range has tables to suit small and large spaces, all of which are extending, with the largest seating up to ten in comfort.



Square Sliding Top Table 1281
Please see page 15 for roomset image.
h770 x 850 x 850mm
h30¼ x 33½ x 33½ inches
Extends to 1700mm, 67 inches



Round Extending Table 1288
Leaf is stored under table when not in use.
h760 x 1100mm dia.
h30 x 43¼ inches dia.
Extends to 1500mm, 59 inches



Small Extending Table 1285
 Leaf is stored under table when not in use.
 h760 x 1270 x 900mm
 h30 x 50 x 35½ inches
 Extends to 1720mm, 67¾ inches



Large Extending Table 1287
 Leaf is stored under table when not in use.
 h760 x 1800 x 900mm
 h30 x 70¾ x 35½ inches
 Extends to 2250mm, 88½ inches



Large Twin Extending Table 1283
 With two leaves. Leaves are stored under table when not in use.
 h770 x 1600 x 995mm
 h30¼ x 63 x 39 inches
 Extend with 1 leaf to 2100mm, 82¾ inches
 Extend with 2 leaves to 2600mm, 102¼ inches

Finish options See page 2 for ordering guide





Echo Leather Chair C10
 Cream or Brown.
 h1100 x w460 x d650mm
 h43¼ x w18 x d25½ inches



Slatted Chair C4
 Fabric choice available.
 h1015 x w480 x d520mm
 h40 x w19 x d20½ inches



Long Double Drawer Sideboard 1257
 Fixed wooden shelf in cupboard.
 h935 x w1560 x d430mm
 h36¾ x w61½ x d17 inches



Roma Fully Upholstered Chair C20
 Fabric choice available.
 h995 x w430 x d525mm
 h39¼ x w17 x d20¾ inches



Milan Sprung Back Chair C21
 Fabric choice available.
 h950 x w430 x d560mm
 h37½ x w17 x d22 inches



Small Sideboard 1296
 h750 x w1000 x d430mm
 h29½ x w39¼ x d17 inches



Double Drawer Sideboard 1261
 Fixed wooden shelf in cupboard.
 h935 x w1185 x d430mm
 h36¾ x w46¾ x d17 inches

Finish options See page 2 for ordering guide





Triple Drawer Sideboard 1256
Fixed wooden shelf in cupboard.
h935 x w1185 x d430mm
h36¼ x w46¾ x d17 inches




Long 6 Drawer Sideboard 1266
Fixed wooden shelf in each cupboard.
h935 x w1560 x d430mm
h36¼ x w61½ x d17 inches


Handle options



Metal



Wooden



Compact

Designed for the smaller modern home, 'Compact' pieces are shallower. 'Compact' pieces take up less floor space, whilst still providing great storage and display.



Small Coffee Table 1479
h370 x w1060 x d460mm
h14½ x w41¾ x d18 inches



Small TV Unit 1461
Non-adjustable, removable glass shelves.
h565 x w495 x d430mm
h22¼ x w19½ x d17 inches



Low 2 Drawer TV Cabinet 1460
Two drawers.
h435 x w1180 x d340mm
h17¼ x w46½ x d13½ inches

Handle options



Metal



Wooden



1 Drawer Console Table 7966
h790 x w665 x d355mm
h31 x w26 x d14 inches



Lamp Table 1478
h570 x w400 x d400mm
h22½ x w15¾ x d15¼ inches



1 Drawer, 2 Door Cupboard 1472
Grooved single drawer gives appearance of two drawers.
h740 x w740 x d340mm
h29¼ x w29¼ x d13½ inches



2 Door Cupboard 1471
Fixed internal wooden shelf.
h740 x w1185 x d340mm
h29¼ x w46¾ x d13½ inches



2 Drawer, 2 Door Sideboard 1470
h740 x w1185 x d340mm
h29¼ x w46¾ x d13½ inches



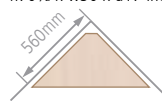
Square Sliding Top Table 1281
h770 x 850 x 850mm
h30¼ x 33½ x 33½ inches
Extends to 1700mm, 67 inches



Glazed Display Cabinet 1451
Adjustable glass shelves.
h1790 x w775 x d340mm
h70½ x w30½ x d13½ inches




Corner Glazed Display Cabinet 1450
Adjustable glass shelves.
h1790 x w765 x d340mm
h70½ x w30 x d17 inches



Triple Glazed Display Cabinet 1452
Adjustable glass shelves.
h1790 x w1180 x d340mm
h70½ x w46½ x d13½ inches

Finish options See page 2 for ordering guide



Home Office Collection

A range of modular and freestanding pieces to provide a flexible solution to your home office needs.



Executive Office Chair C50
Black leather upholstery.
Adjustable gas lift seat.
sh490–590 x w530 x d510mm
sh19¼–23¼ x w20¾ x d20 inches
Overall Height:
1080–1180mm, 42½–46½ inches



Studio Office Chair C51
Black leather effect upholstery.
Adjustable gas lift seat.
sh420–520 x w440 x d430mm
sh16½–20½ x w17¼ x d17 inches
Overall Height:
830–930mm, 32¾–36½ inches



Single Desk with Filing 4406
h740 x w1140 x d500mm
h29¼ x w45 x d19¼ inches



Single Desk with Drawers 4407
h740 x w1140 x d500mm
h29¼ x w45 x d19¼ inches



Single Desk with Cupboard 4408
With single adjustable internal shelf.
h740 x w1140 x d500mm
h29¼ x w45 x d19¼ inches



Sliding Door Cabinet 4412
With single adjustable internal shelf.
h740 x w1140 x d500mm
h29¼ x w45 x d19¼ inches



Corner Desk 4401
Complete with fixed under desk shelves.
h740 x w1050 along each wall x d500mm
h29¼ x w41¼ x d19¼ inches
Depth from front edge to back is 870mm, 34¼ inches
Height between shelves: Top 230mm, 9 inches. Bottom 360mm, 14¼ inches



2 Drawer Filing Cabinet
Filing drawer takes A4 landscape suspension files.
4403 Without lock
4413 With lock
h740 x w570 x d500mm
h29¼ x w22½ x d19¼ inches



3 Drawer Cabinet
4404 Without lock
4414 With lock
h740 x w570 x d500mm
h29¼ x w22½ x d19¼ inches



Single Door Cupboard
With single adjustable internal shelf.
4405R Hinged on right
4405L Hinged on left
h740 x w570 x d500mm
h29¼ x w22½ x d19¼ inches

Example Modular Configurations



Corner desk with 2 drawer filing cabinet, cabinet can be fitted on the right hand or left hand side.



Single desk with 2 drawer filing cabinet and single door cupboard.



Single desk with 2 drawer filing cabinet and 3 drawer cabinet.




Corner desk with 3 drawer cabinet, single door cupboard and corner desk top unit.

Finish options See page 2 for ordering guide



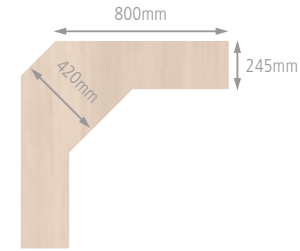
Handle options



i Fillet supplied allows flush fitting of adjoining desks and cabinets.



Corner Desk Top Unit 4409
 For use on top of corner desk.
 h180 x w800 x d420mm
 h7 x w31½ x d16½ inches



Top Unit with Shelves 4411
 For use on top of desks or modular pieces.
 h1080 x w570 x d295mm
 h42½ x w22½ x d11½ inches



Wide Shelf Unit 4416
 For use on top of desks or modular pieces.
 h1320 x w850 x d290mm
 h52 x w33½ x d11½ inches




Narrow Shelf Unit 4417
 For use on top of desks or modular pieces.
 h1320 x w275 x d290mm
 h52 x w10¾ x d11½ inches



Medium Shelf Unit 4418
 For use on top of desks or modular pieces.
 h1320 x w570 x d290mm
 h52 x w22½ x d11½ inches

i Please note: Top units are sold separately to desks.

Finish options See page 2 for ordering guide





Corner Unit 4415

For use on top of desks or modular pieces.

h1320 x w1195 x d665mm
h52 x w47 x d26¼ inches



Wide Top Unit 4419

For use on top of desks or modular pieces.

h1320 x w1140 x d290mm
h52 x w45 x d11½ inches



Handle options



Metal



Wooden





Medium Bookcase with Cupboard and Drawers 1258
Adjustable shelf and drawer console.
h1610 x w970 x d340mm
h63½ x w38¼ x d13½ inches



Large Bookcase with Cupboard and Drawers 1269
Adjustable shelves and drawer console.
h2000 x w970 x d340mm
h78¾ x w38¼ x d13½ inches



Triple Shelf Storage 1280
3 adjustable shelves.
h1610 x w505 x d340mm
h63½ x w20 x d13½ inches



Double Shelf Storage 1279
2 adjustable shelves.
h1340 x w505 x d340mm
h52¾ x w20 x d13½ inches



Single Shelf Storage 1278
1 adjustable shelf.
h940 x w505 x d340mm
h37 x w20 x d13½ inches



2 Shelf Bookcase 1276
2 adjustable shelves.
h940 x w970 x d340mm
h37 x w38¼ x d13½ inches



3 Shelf Bookcase 1277
3 adjustable shelves.
h1340 x w970 x d340mm
h52¾ x w38¼ x d13½ inches



4 Shelf Bookcase 1294
2 fixed and 2 adjustable shelves.
h1610 x w970 x d340mm
h63½ x w38¼ x d13½ inches




5 Shelf Bookcase 1293
2 fixed and 3 adjustable shelves.
h2000 x w970 x d340mm
h78¾ x w38¼ x d13½ inches

Finish options See page 2 for ordering guide



Handle options



i See page 10 for additional sizes.

Bedroom Collection

Practical storage and clean lines are the signature of the bedroom collection.



Visitors Bed
Shown as two single beds.

Strata 3ft Visitors Bed 1238
Top Bed h1050 x w940 x d2125mm
h41¼ x w37 x d83¾ inches
Under Bed h495 x w930 x d1955mm
h19½ x w36½ x d77 inches



Visitors Bed
Shown as a double bed.



Strata Headboard
Single (3ft) 1246
h730 x w970 x d65mm
h28¾ x w38¼ x d2½ inches



Panel Headboard
Single (3ft) 1231
h560 x w1000 x d65mm
h22 x w39¼ x d2½ inches


Double (4ft 6 inches) 1247
h730 x w1420 x d65mm
h28¾ x w56 x d2½ inches

Double (4ft 6 inches) 1232
h560 x w1450 x d65mm
h22 x w57 x d2½ inches

King Size (5ft) 1248
h730 x w1570 x d65mm
h28¾ x w61¾ x d2½ inches

King Size (5ft) 1233
h560 x w1600 x d65mm
h22 x w63 x d2½ inches

Finish options See page 2 for ordering guide





Strata Bed
Single (3ft) 1243
 h1050 x w1010 x d2020mm
 h41¼ x w39¾ x d79½ inches

King Size (5ft) 1237
 h1050 x w1625 x d2150mm
 h41¼ x w64 x d84¾ inches

Double (4ft 6 inches) 1236
 h1050 x w1465 x d2040mm
 h41¼ x w57¾ x d80¼ inches

Super King Size (6ft) 1249
 h1050 x w1925 x d2150mm
 h41¼ x w75¾ x d84¾ inches



Cirrus Bed
Double (4ft 6 inches) 1245
 h990 x w1430 x d2080mm
 h39 x w56¼ x d82 inches

King Size (5ft) 1250
 h990 x w1600 x d2200mm
 h39 x w63 x d86½ inches



Astral Bed
Double (4ft 6 inches) 1184
 h1050 x w1460 x d2040mm
 h41¼ x w57½ x d80¼ inches

King Size (5ft) 1185
 h1050 x w1620 x d2150mm
 h41¼ x w63¾ x d84¾ inches

2 Drawer Bedside Chest 1200
 h540 x w440 x d430mm
 h21¼ x w17¼ x d17 inches




1 Drawer Open Bedside Chest 1199
 h540 x w440 x d430mm
 h21¼ x w17¼ x d17 inches

3 Drawer Bedside Chest 1201
 h740 x w440 x d430mm
 h29¼ x w17¼ x d17 inches



Wide Bedside Chest 1202
 h540 x w630 x d430mm
 h21¼ x w24¾ x d17 inches

Handle options





Single Pedestal Dressing Table 1215
 h735 x w1005 x d430mm
 h29 x w39½ x d17 inches



Twin Pedestal Dressing Table 1219
 h735 x w1375 x d430mm
 h29 x w54¼ x d17 inches



Swivel Mirror 1242
 h545 x w540 x d140mm
 h21½ x w21¼ x d5½ inches
 Wall Mirrors also available.
 Please see page 7.



Dressing Table 1211
 h790 x w1210 x d530mm
 h31 x w47¾ x d20¾ inches

Stool 1218
 Fabric choice available.
 h495 x w485 x d370mm
 h19½ x w19 x d14½ inches



4 Drawer Chest 1206
 h935 x w630 x d430mm
 h36¾ x w24¾ x d17 inches



5 Drawer Wellington Chest 1196
 h1140 x w630 x d430mm
 h45 x w24¾ x d17 inches



6 Drawer Chest 1204
 h1330 x w630 x d430mm
 h52¼ x w24¾ x d17 inches



2+3 Deep Drawer Chest 1214
 h1230 x w815 x d430mm
 h48½ x w32 x d17 inches

Finish options See page 2 for ordering guide





4+4 Deep Drawer Chest 1212
 h935 x w1555 x d430mm
 h36¾ x w61¼ x d17 inches



3+6 Drawer Chest 1210
 h935 x w1185 x d430mm
 h36¾ x w46¾ x d17 inches



3+4 Low Bed Chest 1207
 h740 x w1185 x d430mm
 h29¼ x w46¾ x d17 inches



2+4 Drawer Chest 1209
 h1140 x w815 x d430mm
 h45 x w32 x d17 inches



5 Drawer Chest 1203
 h1140 x w815 x d430mm
 h45 x w32 x d17 inches




2+3 Drawer Chest 1208
 h935 x w815 x d430mm
 h36¾ x w32 x d17 inches



2+2 Deep Drawer Chest 1205
 h935 x w815 x d430mm
 h36¾ x w32 x d17 inches

Handle options



Metal

Wooden





Single Wardrobe 1221

Hanging rail. Fixed internal wooden shelf.
 h1840 x w605 x d555mm
 h72½ x w23¾ x d21¾ inches
 Delivered in a single carton
 containing made up wardrobe.



Double Wardrobe 1223

Hanging rail. Fixed internal wooden shelf.
 h1840 x w1055 x d555mm
 h72½ x w41½ x d21¾ inches
 Delivered in a single carton
 containing made up wardrobe.



Double Wardrobe with Drawer 1224

Hanging rail. Fixed internal wooden shelf.
 h2030 x w1055 x d555mm
 h80 x w41½ x d21¾ inches
 Delivered in two cartons containing
 three sections, top, base and made up carcass.



Triple Wardrobe with Drawers 1225

Hanging rail. Fixed internal wooden shelf.
 h2030 x w1530 x d555mm
 h80 x w60¼ x d21¾ inches
 Delivered in three cartons containing four sections,
 top, base and made up double and single carcasses.


Optional Shelf Kit 1252

3 shelves for single section as shown above.

Finish options See page 2 for ordering guide



Handle options



Multi-Robes

These wardrobes offer choice and flexibility for storage and hanging options.

Configure your wardrobe to suit your needs.



2 Door Multi-Robe 1302
Hanging rail. Tie rack.
h2090 x w1020 x d555mm
h82¼ x w40¼ x d21¼ inches




Standard Internal Configuration
Double hanging.



Shelf pack 1310
Four shelves to fit right side of wardrobe.
Non-adjustable, removable shelves.

Finish options See page 2 for ordering guide





3 Door Multi-Robe 1303
 Hanging rail. Tie rack.
 h2090 x w1475 x d555mm
 h82¼ x w58 x d21¼ inches



Both Multi-Robes are supplied with a fitted tie rack.



Standard Internal Configuration
 Double hanging.



Narrow Shelf Pack 1312
 Four shelves to fit single section of 3 Door Multi-Robe. Non-adjustable, removable shelves.



Wide Shelf Pack 1313
 Two shelves to fit double section of 3 Door Multi-Robe. Non-adjustable, removable shelves.



3 Drawer Fitment 1320
 To fit double section of 3 Door Multi-Robe.




3 Door Multi-Robe
 Shown with 3 Drawer fitment 1320 and Narrow shelf pack 1312. Non-adjustable, removable shelves.



3 Door Multi-Robe
 Shown with Wide shelf pack 1313 and Narrow shelf pack 1312. Non-adjustable, removable shelves.

Handle options



A complete collection of co-ordinating oak furniture



Living



Dining



Bedroom



Home Office



Nimbus Compact



Nimbus Options

CORNDELL

Corndell Furniture Co Ltd.
Witney, Oxfordshire OX29 7DZ

www.corndell.com

To ensure durability Nimbus is made from a combination of solid oak and veneered panels. A characteristic of oak are its natural imperfections such as small knots, cracks, blemishes and slight colour variation. These features are a natural part of any real wood product and make each piece of furniture unique.

Care should be taken to avoid extremes of heat and moisture which may adversely affect the wood. As with all wooden furniture there is likely to be some movement while the wood adjusts to its atmospheric conditions.

Our policy is one of continual improvement. We therefore reserve the right to alter designs, dimensions, availability and price without prior notice.

All dimensions in this brochure are believed to be correct at the time of printing, but may subsequently vary, therefore if dimensions are critical please check with your retailer. Imperial measurements are rounded to the nearest quarter or half inch, and metric measurements are rounded to the nearest 5 or 10mm.

Articles used for decoration and styling are not included with the products offered. Colours are as accurate as the printing process allows. All copyright, design rights and other intellectual property rights in our products and designs are and remain the property of Corndell Furniture Co Ltd.

15

Design and Photography
by MicroGraphix. 8721
www.micrographix.co.uk